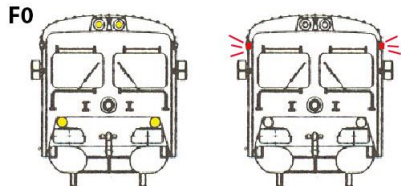


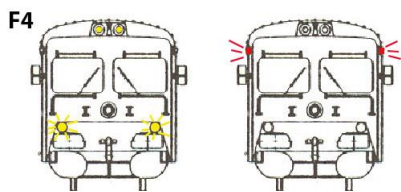
FUNCTION RAILBUS Y1/YF1 NMJ (ESU LS 5.0 R6)



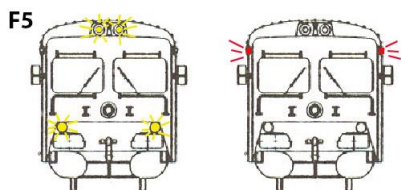
(1.) **Half-light** on lower and top headlights (end lighting at the other end)



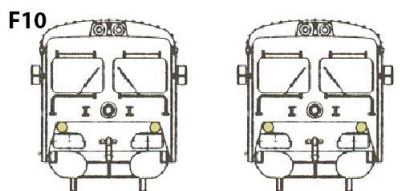
(2.) **High beam** on the lower and **half-light** on the top headlight (end lighting at the other end)



(3.) **High beams** on lower/top headlights (end lighting at the other end)



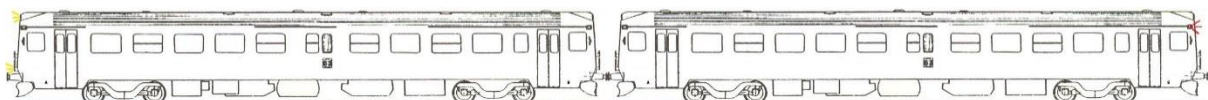
(4.) Parking light **dimmed** on lower headlights at both ends



Multi-coupling driving


In the case of connected units, the headlights/rear lights can be switched off with function buttons F22 A-side and F23 B-side. If you then have more in between, you do not activate F0 on these.

F22 - F23



Function	Description	Icon	Index	Moment	Inverted	Category	M4-Icon
F0	Halvljus nedre/övre strålkastare		3	<input type="checkbox"/>	<input checked="" type="checkbox"/>	Light	
F1	Motorljud		6	<input type="checkbox"/>	<input type="checkbox"/>	Sound	
F2	Lång signalhorn		16	<input checked="" type="checkbox"/>	<input type="checkbox"/>	Sound	
F3	Kort signalhorn		16	<input checked="" type="checkbox"/>	<input type="checkbox"/>	Sound	
F4	Helljus nedre strålkastare, halvljus på övre		14	<input type="checkbox"/>	<input type="checkbox"/>	Light	
F5	Helljus nedre/övre strålkastare		14	<input type="checkbox"/>	<input type="checkbox"/>	Light	
F6	Konduktörsvissla		34	<input checked="" type="checkbox"/>	<input type="checkbox"/>	Sound	
F7	Rälsskarvar		31	<input type="checkbox"/>	<input type="checkbox"/>	Sound	
F8	Salongbelysning (neon)		4	<input type="checkbox"/>	<input type="checkbox"/>	Light	
F9	Fejdar ned/upp ljudet (tunnel)		101	<input type="checkbox"/>	<input type="checkbox"/>	Logical	
F10	Parkeringsljus nedre strålkastare A/B-side (dimmed)		60	<input type="checkbox"/>	<input type="checkbox"/>	Light	
F11	Kurvgnissel		38	<input type="checkbox"/>	<input type="checkbox"/>	Sound	
F12	Koppel		30	<input type="checkbox"/>	<input type="checkbox"/>	Sound	
F13	Sand		57	<input type="checkbox"/>	<input type="checkbox"/>	Sound	
F14	Kompressor luft		45	<input type="checkbox"/>	<input type="checkbox"/>	Sound	
F15	Hyttbelysning (färdriktning)		87	<input type="checkbox"/>	<input type="checkbox"/>	Light	
F16	Stationsutrop #2 Tåg från Cst 14:42 strax inkommer spår 3		8	<input checked="" type="checkbox"/>	<input type="checkbox"/>	Sound	
F17	Bladdörrar		18	<input type="checkbox"/>	<input type="checkbox"/>	Sound	
F18	Stationsutrop #3 Snabbtåg 523 M, inkommer strax på spår 1		8	<input checked="" type="checkbox"/>	<input type="checkbox"/>	Sound	
F19	Acceleration/bromstid, växlingsläge/ranghastighet		9	<input type="checkbox"/>	<input type="checkbox"/>	Logical	
F20	Stationsutrop #4 Tåget från Hm 10:05 ankommer 10:15		8	<input checked="" type="checkbox"/>	<input type="checkbox"/>	Sound	
F21	Hastighetsmätare		6	<input type="checkbox"/>	<input type="checkbox"/>	Sound	
F22	Multidkopplad A-side ljus av		2	<input type="checkbox"/>	<input type="checkbox"/>	Light	
F23	Multidkopplad B-side ljus av		2	<input type="checkbox"/>	<input type="checkbox"/>	Light	

230310 ESU Project NMJ-Y1-YF1-PCB-Faulhaber-Powerpack-R6.esux



Denna modell är för Märklin 3-räls så för 2-räls skall hjulbleckens kablar fästas på samma sida på TRKR och TRKL.